



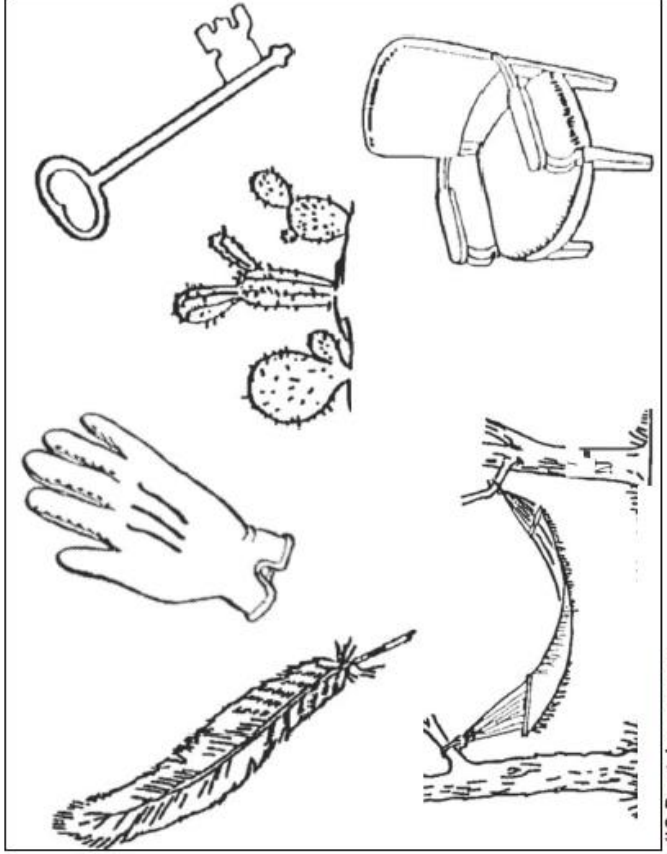


NIH STROKE SCALE IN PLAIN ENGLISH

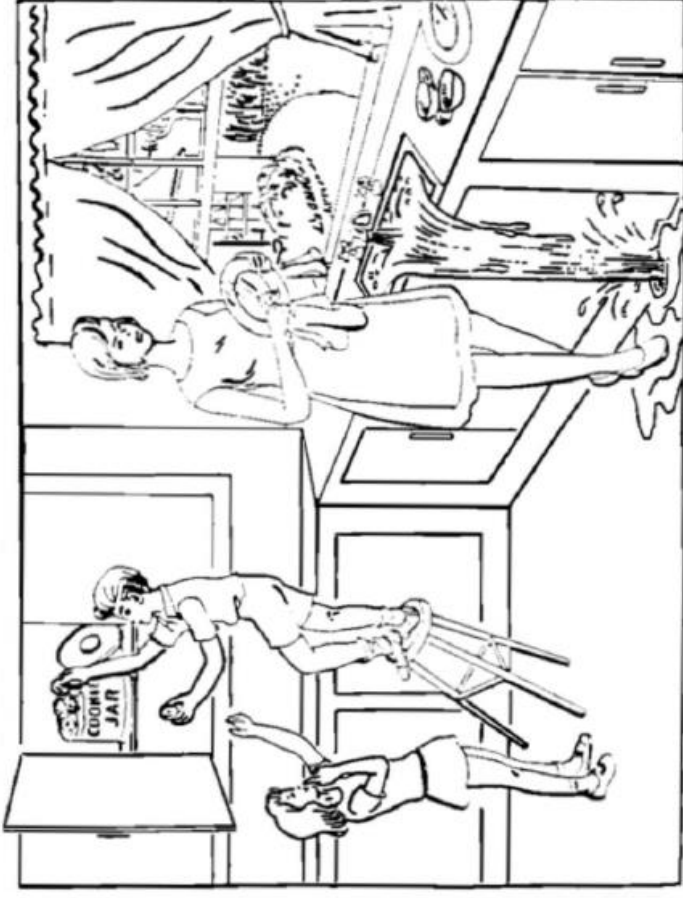
1a. Level of Consciousness	0= Alert 1= Sleepy but arouses	2= Can't stay awake 3= No purposeful response or reflexive motor only (comatose)	
1b. Questions (month, age)	0=Both correct 1=One correct /intubated	2=Neither correct (comatose)	
1c. Commands (Close eyes, make fist)	0= Obeys both 1= Obeys one	2= Obeys neither (comatose)	
2. Lateral Gaze (Eyes open. Eyes follow examiners fingers/face side-to-side. or follow examiner around the room)	0= Normal side-to-side eye movement 1= Partial side-to-side eye movement 2= No side-to-side eye movement		
3. Visual Fields (Cover 1 eye at a time, count 1/2/5 fingers/detect movement, 4 visual fields each eye or use visual threat)	0= Normal visual fields  1= Blind upper or lower field one side (quarter)  2= Blind upper & lower field one side(half)  3= Blind in 1 or both eyes/4 fields 		
4. Facial Weakness (Smile/grimace, raise eyebrows, squeeze eyes shut) (Utilize noxious stim as needed)	0= Normal 1= Mild one-sided droop with smile 2= Partial (mild upper and lower) 3= Complete paralysis 1 or both sides		
5a. Arm Weakness– Left 5b. Arm Weakness– Right (Pt. holds arm at 90° if sitting, 45° if supine for 10 sec.)	0= No drift/untestable fused joint/amputation 1=Drifts down, does not hit bed 2= Drifts down to hit bed	3= Can move but can't lift 4= No movement	Lt. Rt.
6a. Leg Weakness– Lt 6b. Leg Weakness– Rt (Pt. holds leg straight out if sitting, 30° if supine) 5 sec.	0= No drift/untestable fused joint/amputation 1=Drifts down, does not hit bed 2=Drifts down to hit bed	3= Can move but can't lift 4= No movement	Lt. Rt.
7. Ataxia (Coordination) Finger-to-nose, heel-to-shin. Score only if not caused by weakness.	0= Normal (comatose) 1= Clumsy in one limb 2= Clumsy in two limbs	*Score "0" if extremity weakness present and pt. cannot appropriately perform the exam.	
8. Sensation (feeling) (Pin prick face, arm, leg – compare sides)	0= Normal 1= Decreased sensation 2= Can't feel, no withdrawal to pain (comatose)		
9. Speech (content) (Name objects, describe kitchen picture, read sentence. Give blind pt. objects to name). Only Intubated pts allowed to write.	0= Correct full sentences 1= Wrong or incomplete sentences 2= Words don't make sense 3= Can't speak at all (comatose)		
10. Speech (slurring) Slurring. (Listen to patient read/repeat tongue twister words)	0= No slurring 1= Slurs but you can understand 2= Slurs and you can't understand or mute (comatose)	X= Intubated/physical barrier	
11. Extinction (Ignores one side of body; test vision then test touch on both sides at once)	0= Sees & feels when both sides tested at once. 1= Loss of awareness of 1 sensory modality 2= Loss of awareness of 2 sensory modalities (comatose)		
Total Score:			
See NIH long version for additional details.			

**You know how.
Down to earth.
I got home from work.
Near the table in the dining
room.
They heard him speak on
the radio last night.**

#9 Best Language



#9 Best Language



#9 Best Language

**MAMA
TIP – TOP
FIFTY – FIFTY
THANKS
HUCKLEBERRY
BASEBALL PLAYER**

#10 Dysarthria